




		RAVEL 21 SB	
Tikr.	Dare	1	11
---	ANA	SHEET	OF



RAVEL 21 SB

Ground plan

Tikr.

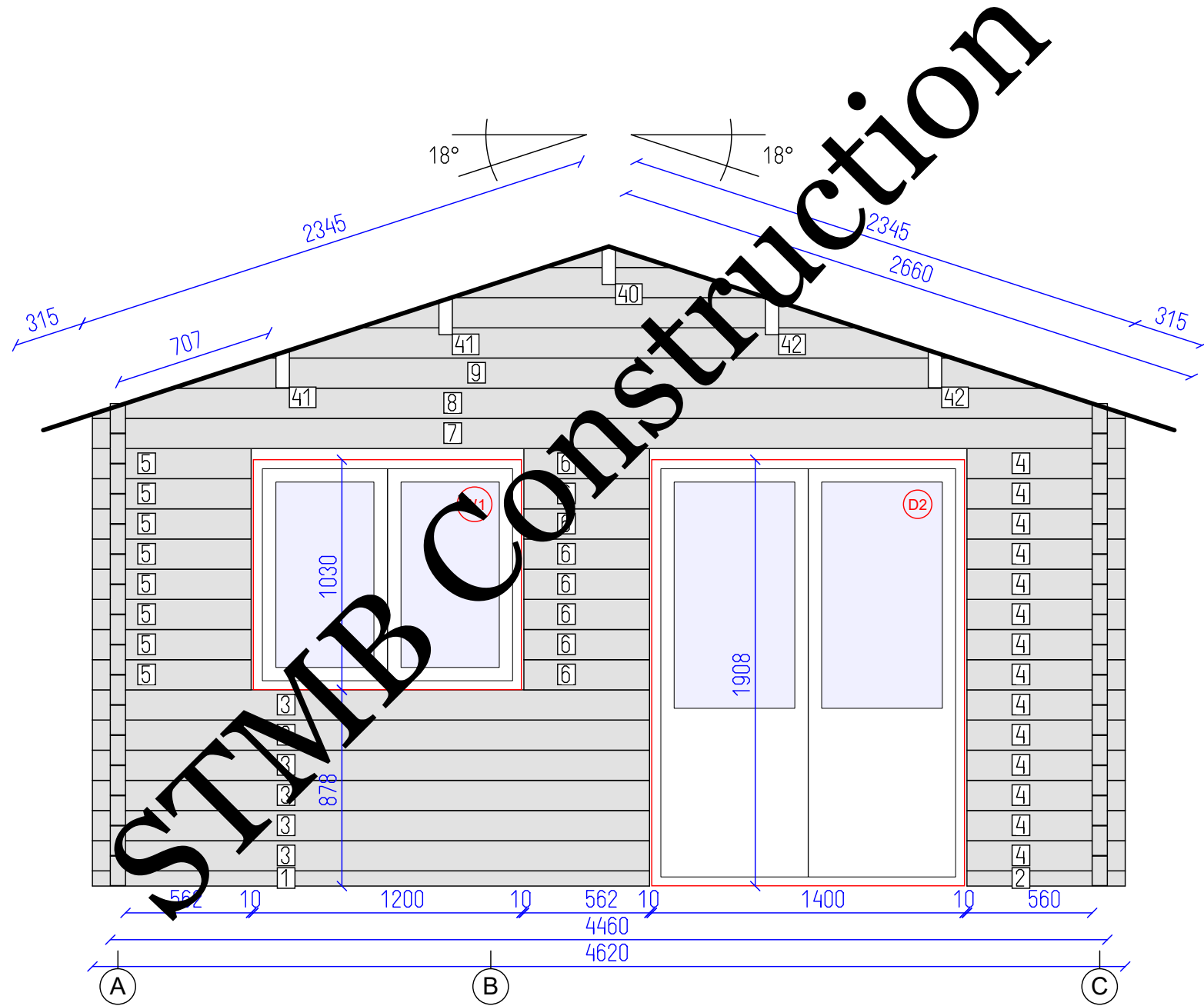
Dare
ANA

2
SHEET

11
OF

2932

2160

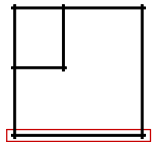


DETAILS

N	QTY
1	1
2	1
3	6
4	14
5	8
6	8
7	1
8	1
9	1
40	1
41	2
42	2

LIST OF ELEMENTS

1. Wall 68x68x2492
 2. Wall 68x68x708
 3. Wall 135x68x2492
 4. Wall 135x68x708
 5. Wall 135x68x710
 6. Wall 135x68x562
 7. Wall 135x68x4620
 8. Wall 135x68x4620
 9. Wall 135x68x3904
 40. Roof beam 200x70x5510
 41. Roof beam 200x70x5510
 42. Roof beam 200x70x5510
- Total 12.23 m²

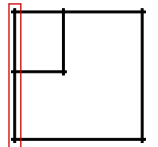
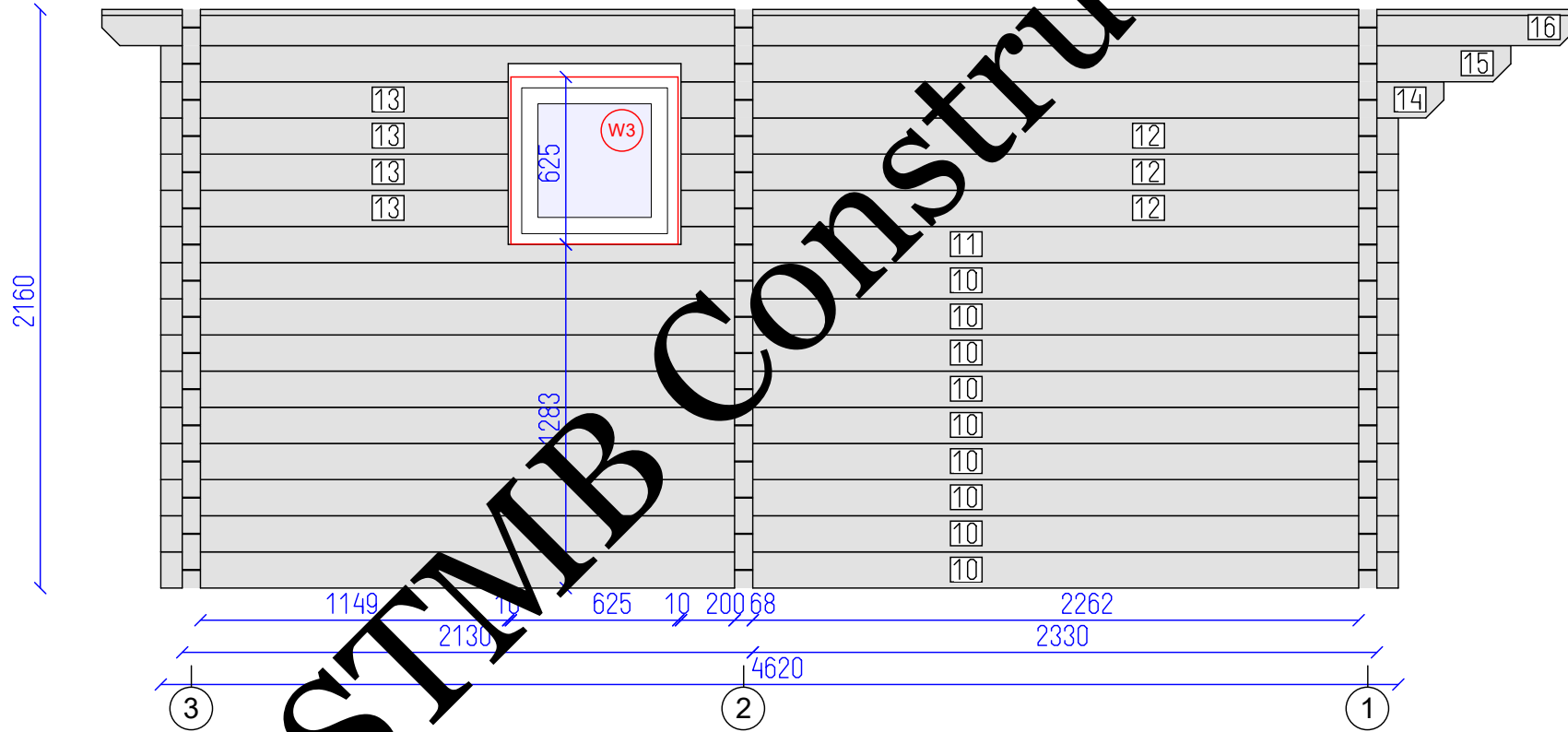


DETAILS

N	QTY
10	9
11	1
12	3
13	4
14	1
15	1
16	1

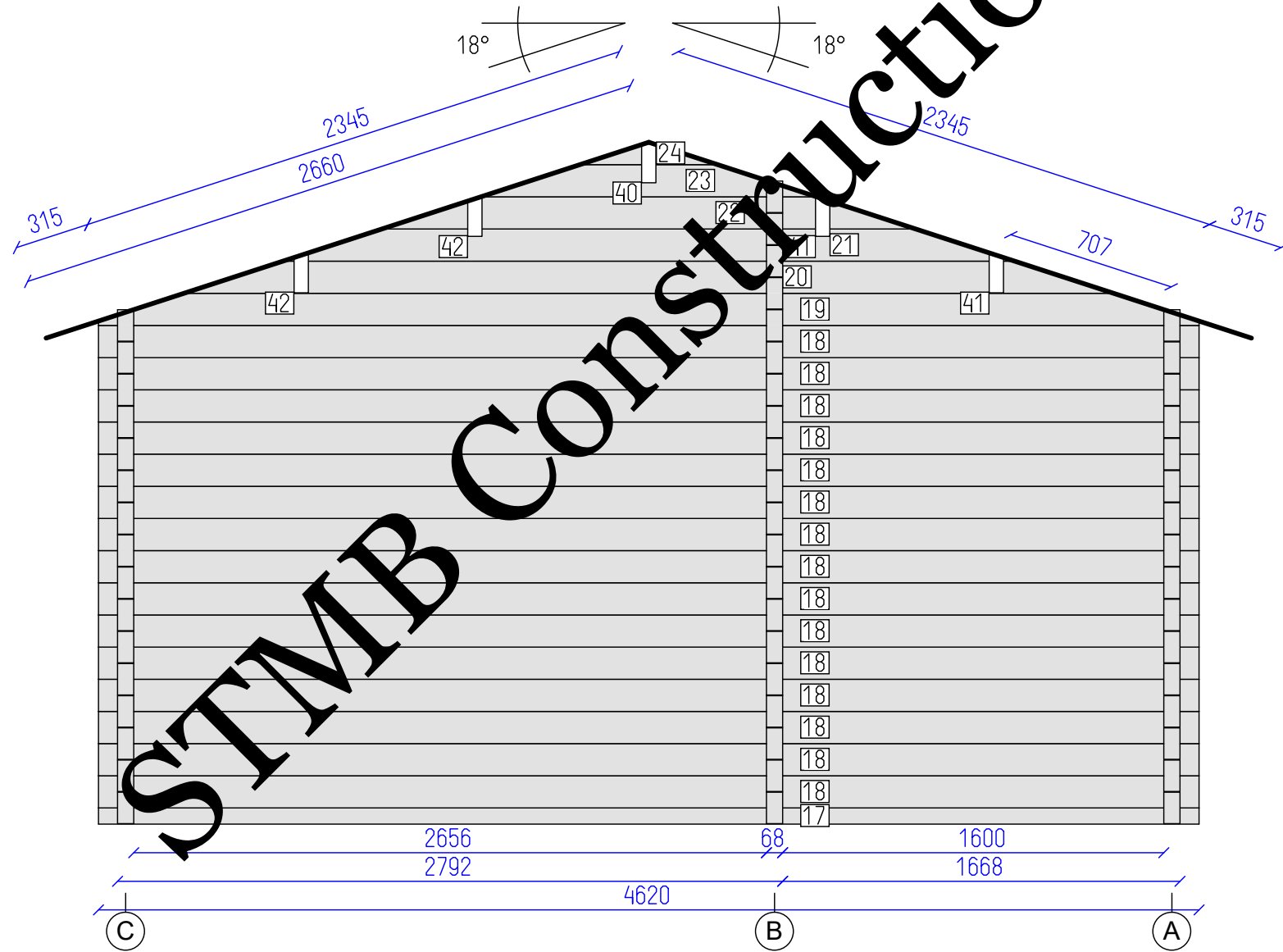
LIST OF ELEMENTS

- 10. Wall 135x68x4620
 - 11. Wall 135x68x4620
 - 12. Wall 135x68x2678
 - 13. Wall 135x68x1297
 - 14. Wall 135x68x2848
 - 15. Wall 135x68x5040
 - 16. Wall 135x68x5510
- Total 9.83 m²



2932

2160

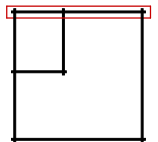


DETAILS

N	QTY
17	1
18	15
19	1
20	1
21	1
22	1
23	1
24	1
40	1
41	2
42	2

LIST OF ELEMENTS

- 17. Wall 68x68x4620
 - 18. Wall 135x68x4620
 - 19. Wall 135x68x4620
 - 20. Wall 135x68x3904
 - 21. Wall 135x68x3072
 - 22. Wall 135x68x2242
 - 23. Wall 135x68x1410
 - 24. Wall 94x68x580
 - 40. Roof beam 200x70x5510
 - 41. Roof beam 200x70x5510
 - 42. Roof beam 200x70x5510
- Total 17.29 m²

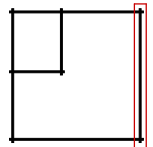
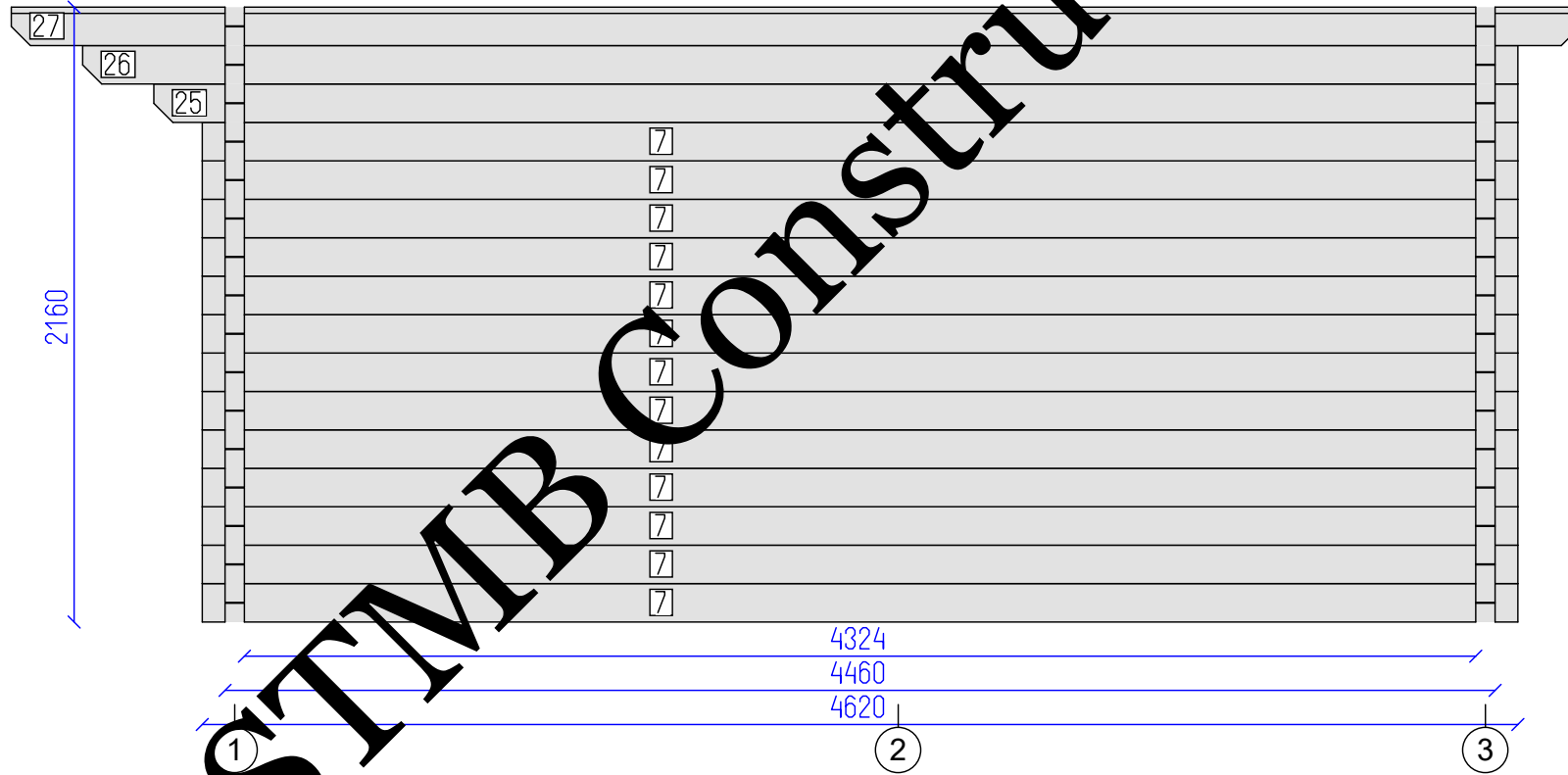


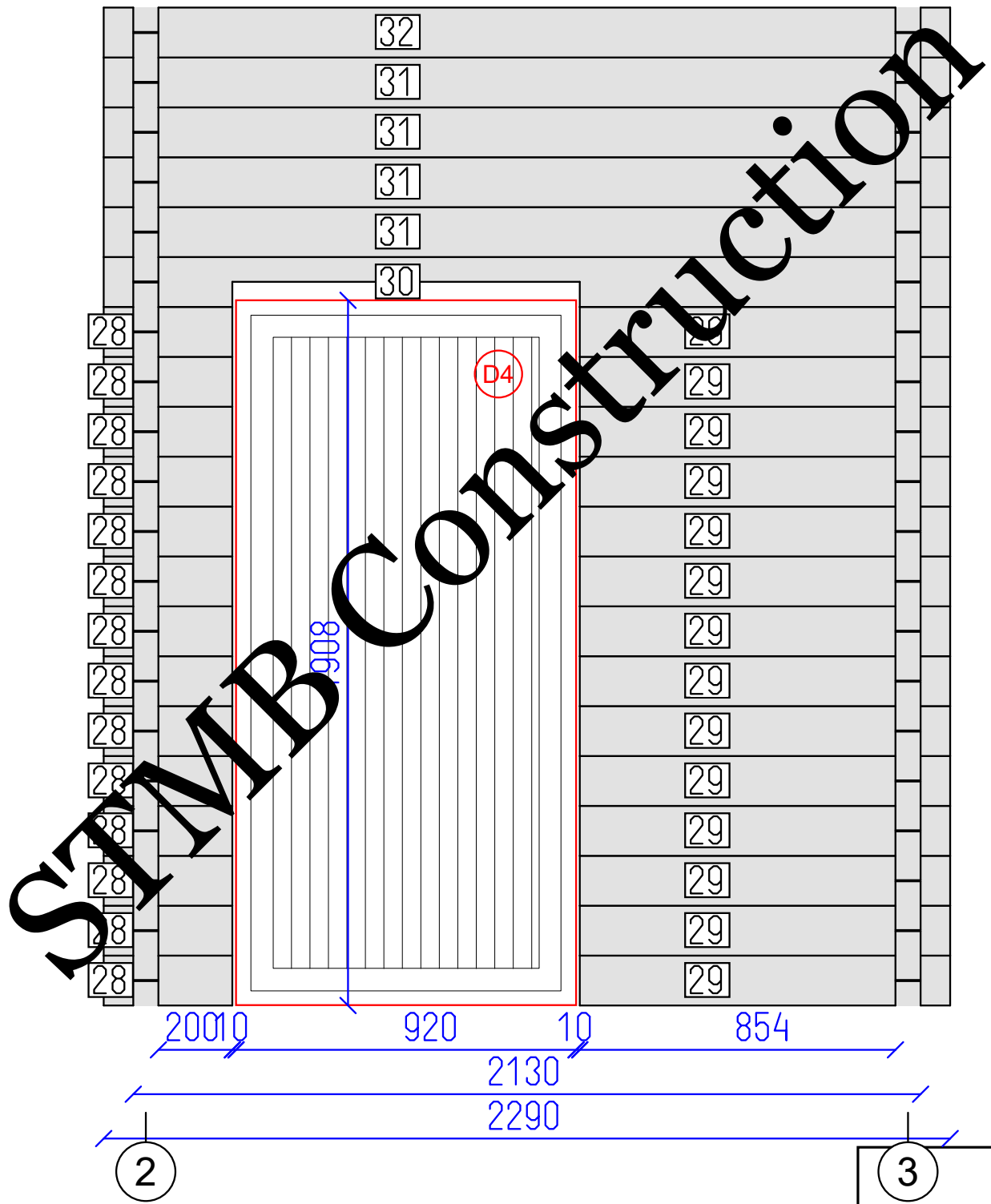
DETAILS

N	QTY
7	13
25	1
26	1
27	1

LIST OF ELEMENTS

- 7. Wall 135x68x4620
- 25. Wall 135x68x4790
- 26. Wall 135x68x5040
- 27. Wall 135x68x5510
- Total 10,18 m²





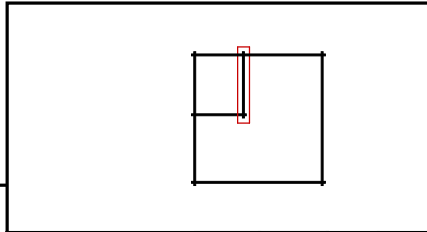
DETAILS

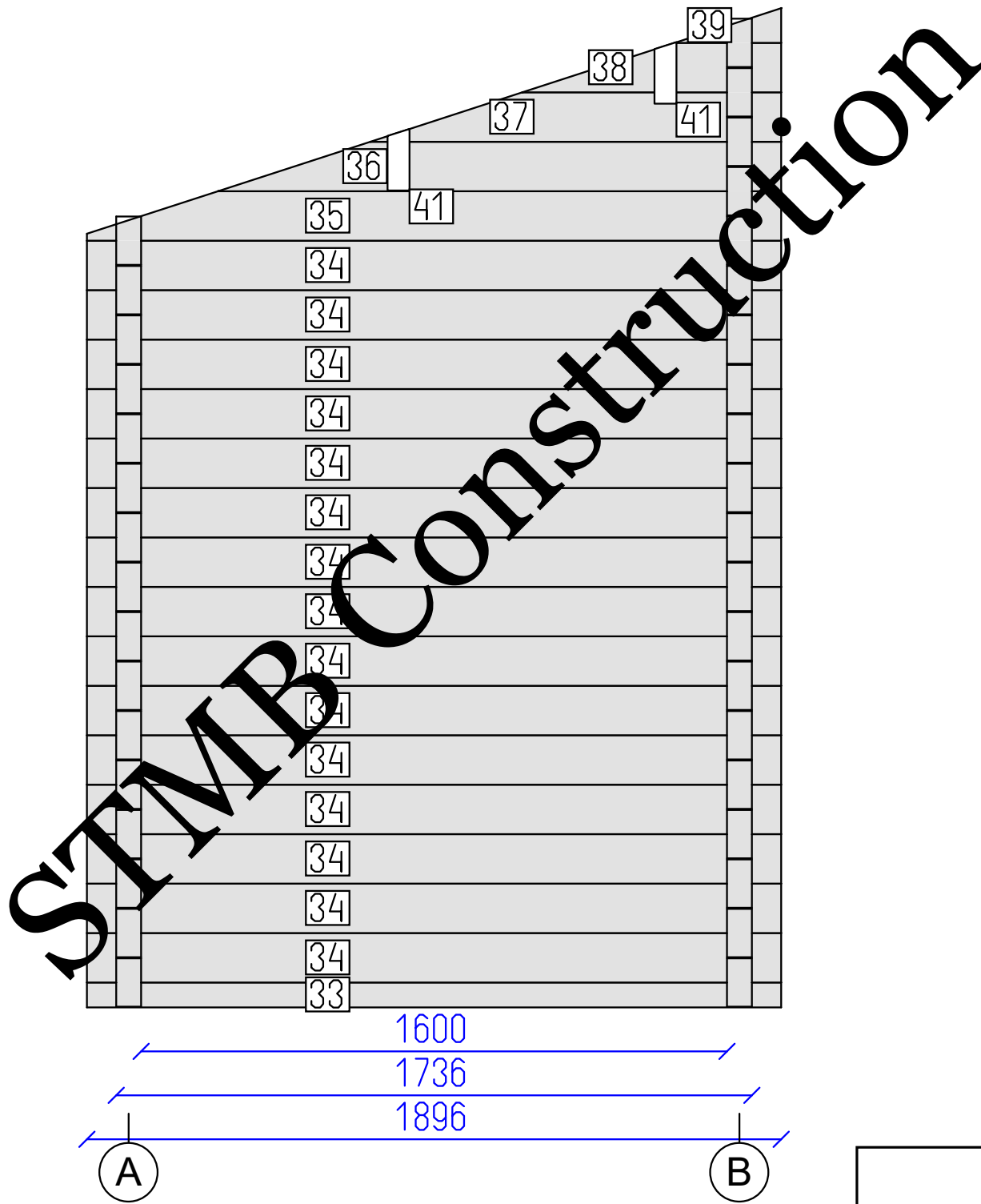
N	QTY
28	14
29	14
30	1
31	4
32	1

LIST OF ELEMENTS

- 28. Wall 135x68x348
- 29. Wall 135x68x1002
- 30. Wall 135x68x2290
- 31. Wall 135x68x2290
- 32. Wall 135x68x2290

Total 4.41 m²





DETAILS

N	QTY
33	1
34	15
35	1
36	1
37	1
38	1
39	1
41	2

LIST OF ELEMENTS

- 33. Wall 68x68x1896
- 34. Wall 135x68x1896
- 35. Wall 135x68x1896
- 36. Wall 135x68x1538
- 37. Wall 135x68x1122
- 38. Wall 135x68x707
- 39. Wall 95x68x291
- 41. Roof beam 200x70x5510
- Total 6.91 m²

